

How to Log In to myTax Portal For Companies



iras.gov.sg



[Twitter.com/IRAS_SG](https://twitter.com/IRAS_SG)



Facebook.com/irassg



INLAND REVENUE
AUTHORITY
OF SINGAPORE

How to Log In to myTax Portal

A Singapore Government Agency Website

INLAND REVENUE AUTHORITY OF SINGAPORE

Announcement: Weekly maintenance hours (Singapore time):
Wed 2:00 AM - 6:00 AM | Sun 2:00 AM - 8:30 AM

Login to *myTax Portal*

- Personal Tax
- Business Tax**
- Tax Agent Login

> Client Notice of Transfer

> Request Singpass/ CorpPASS

Tax Season 2021
Find out all you need to know about individual income tax filing and your tax filing obligations.
> More Announcements

Greater Convenience with Digitised Notices
From May 2021, most IRAS notices will be digitised and paper notices will be phased out.

Step	Action/ Note
1	Go to https://mytax.iras.gov.sg .
2	Select Business Tax .

How to Log In to myTax Portal

A Singapore Government Agency Website

singpass

Services ▾

F | T | F ⓘ 🔍



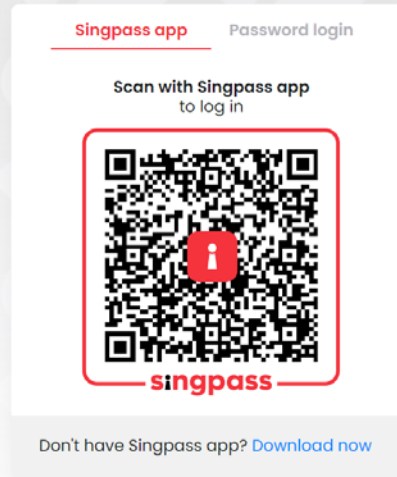
Welcome to Singpass

Your trusted digital identity

Have questions? >

Locate a counter >

Contact us >



Step	Action/ Note
	Log In With Singpass
1	You can choose between two login methods.
	Option A: via Singpass App Option B: via Password Login
	If you are a Singpass Foreign user, only option A is available to you.

How to Log In to myTax Portal

A Singapore Government Agency Website


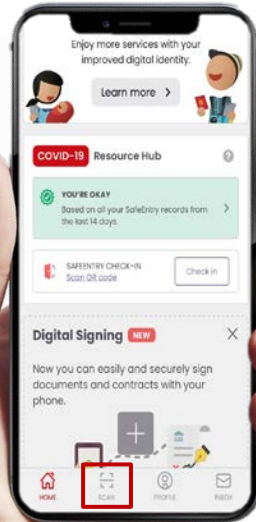
singpass Services ▾

Welcome to Singpass
Your trusted digital identity

Have questions? >

Locate a counter >

Contact us >



Step	Action/ Note
	Option A- Singpass App
1	Launch your Singpass app.
2	Tap the Scan button to scan the QR Code on the Singpass login page.

How to Log In to myTax Portal

A Singapore Government Agency Website


singpass Services

Welcome to Singpass
Your trusted digital identity

Have questions? >

Locate a counter >

Contact us >



Step	Action/ Note
	Option A- Singpass App (continued)
1	Confirm your login request on the Singpass app by tapping on the Log in button.
2	You will be prompted to use either fingerprint (for selected smartphones), Face ID (for selected smartphones) or 6-digit passcode to verify your identity.

How to Log In to myTax Portal

A Singapore Government Agency Website

singpass

Services ▾

F | T | F | ④ | 🔍



Welcome to Singpass

Your trusted digital identity

Have questions? >

Locate a counter >

Contact us >

Singpass app **Password login**

Log in

[Forgot Singpass ID](#) [Reset password](#)

Step	Action/ Note
	Option B- Password Login (not available to Singpass Foreign users)
1	Enter your Singpass ID and password.
2	Click on Log In .


How to Log In to myTax Portal

A Singapore Government Agency Website

singpass

SMS OTP Face verification

Enter the 6-digit One-time Password (OTP) sent to your mobile number (****6022). [Not your mobile number?](#)



OTP:

Submit

If you do not receive an OTP on your mobile device within 30 seconds, please click on the "Resend OTP" button here:

Resend OTP

Step	Action/ Note
	Option B- Password Login (continued)
1	You can choose between two 2FA verification methods.
	Option B.1: via SMS OTP Option B.2: via Face Verification
	Face Verification is only available on desktop and mobile browsers and requires a front-facing camera on the device.

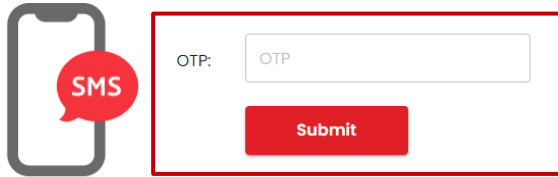
How to Log In to myTax Portal

A Singapore Government Agency Website

singpass

SMS OTP Face verification

Enter the 6-digit One-time Password (OTP) sent to your mobile number (****6022). [Not your mobile number?](#)

The form consists of a mobile phone icon on the left with a red speech bubble containing the text 'SMS'. To the right of the icon is a red-bordered box containing an 'OTP:' label, a text input field with 'OTP' inside, and a red 'Submit' button below the input field.

OTP:

Submit

If you do not receive an OTP on your mobile device within 30 seconds, please click on the "Resend OTP" button here:

Resend OTP

Step	Action/ Note
	Option B.1- SMS OTP
1	Enter the 6-digit OTP which will be sent to your registered mobile number.
2	Click on Submit .

How to Log In to myTax Portal

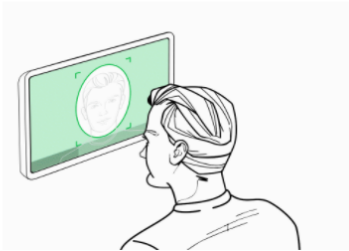
SMS OTP Face verification



Please note:

Use another authentication method if you are sensitive to flashing lights.

- 1 In the next screen, click "Begin Scan".
- 2 Keep still as the camera locates your face.
- 3 The screen will flash a series of colored lights.



Click [here](#) to find out more about Singpass Face verification.

Continue

Step	Action/ Note
	Option B.2- Face Verification
1	Click on Continue .
	You are advised not to use this verification method if you are sensitive to flashing lights.

How to Log In to myTax Portal

A Singapore Government Agency Website

singpass

SMS OTP Face verification

Here are some guidelines. Find out more [here](#).



✓ Clear glasses



✓ Keep headgear and hair off face



✓ Indoor lighting



✓ Keep mouth closed



✗ Tinted glasses



✗ Cover your face



✗ Very bright lighting



✗ Smile widely

Look into the front camera and select "Begin Scan".

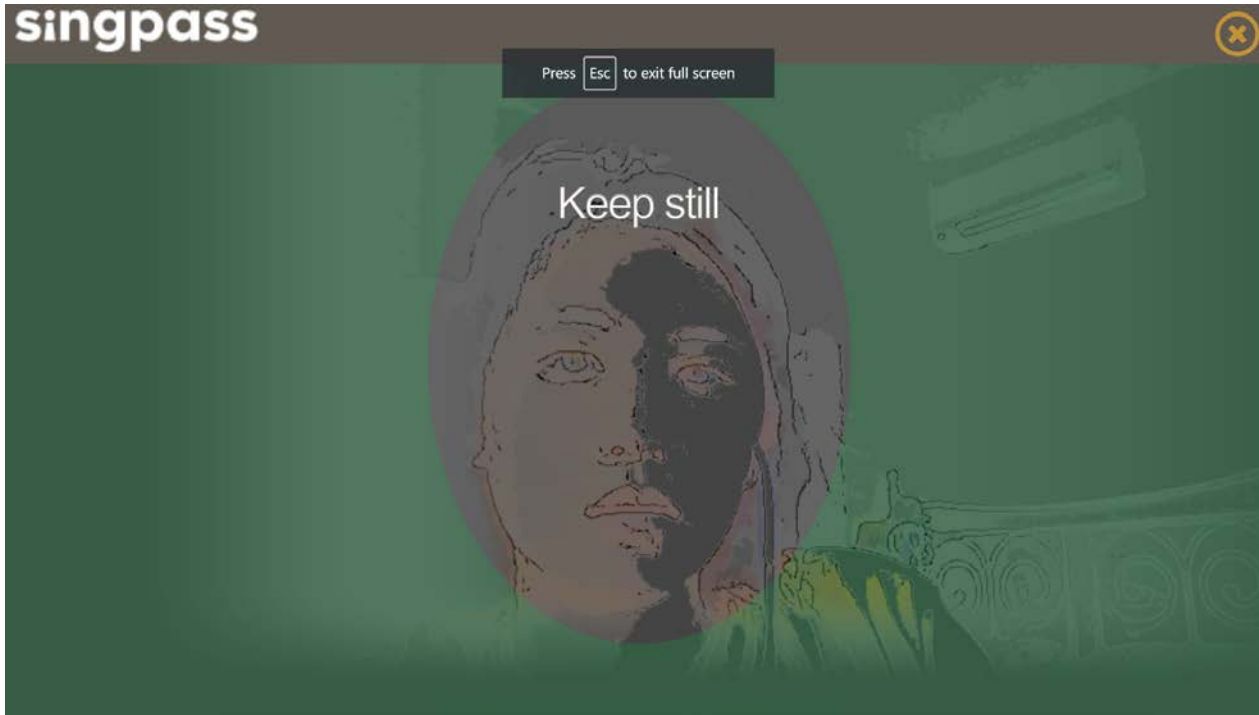
By selecting "Begin Scan", you are allowing us to match your photo with the government's biometrics database based on the [Terms of Use](#).

Back

Begin Scan

Step	Action/ Note
	Option B.2- Face Verification (continued)
1	Read the guidelines.
2	Click on Begin Scan .

How to Log In to myTax Portal



Step	Action/ Note
	Option B.2- Face Verification (continued)
1	Follow the instructions provided while the scanning takes place.

How to Log In to myTax Portal

corppass

 Singapore Government
Integrity · Service · Excellence

[A](#) [A](#)  [Contact Us](#) | [Feedback](#) | [Sitemap](#) | [FAQ](#)

Log Out 

Select UEN/Entity ID

191425521H
Entity 1

200062017E
Entity 2

C20001187B
Entity 3

Step	Action/ Note
	Select UEN/Entity ID
1	Select the relevant UEN/Entity ID.
	This page will only be shown if you have more than one Corppass account.

How to Log In to myTax Portal



[Feedback](#) | [Technical FAQ \(PDF, 2.17 MB\)](#)



Step	Action/ Note
	For Singpass Foreign users
1	Enter the tax reference number assigned to you by IRAS.
2	Click on Next .

Continue with

Tax Ref No.

A12345678Z

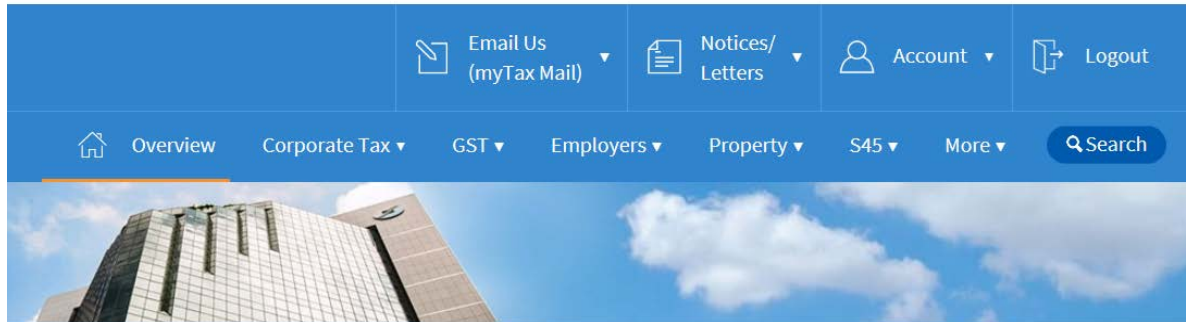
CANCEL

NEXT

How to Log In to myTax Portal



[Feedback](#) | [Technical FAQ](#) (PDF, 2.17 MB)



Last login on Wednesday, 24 Mar 2021 9:14 AM (Singapore time).

Welcome to myTax Portal!

myTax Portal is a secured, personalised portal for you to view and manage your tax transactions with IRAS, at your convenience.

Use the navigation bar above to access a range of e-Services available to you.

Step	Action/ Note
1	Select the relevant e-Service in the navigation bar.

Contact Information

For enquiries on this user guide, please call 1800 356 8622 or email at [myTax Mail](#).

Published by
Inland Revenue Authority of Singapore

Published on 5 Apr 2021

The information provided is intended for better general understanding and is not intended to comprehensively address all possible issues that may arise. The contents are correct as at 05/04/2021 and are provided on an “as is” basis without warranties of any kind. IRAS shall not be liable for any damages, expenses, costs or loss of any kind however caused as a result of, or in connection with your use of this user guide.

While every effort has been made to ensure that the above information is consistent with existing policies and practice, should there be any changes, IRAS reserves the right to vary its position accordingly.

© Inland Revenue Authority of Singapore